

Truckee Meadows Community College
Inventory and Utilization Reports

**Nevada System of Higher Education
Inventory Report - Assignable Spaces^[1] Summary**

**Fall 2011 / FY 2012
Truckee Meadows Community College**

Space Use Code	Space Use Description	Actual SqF FALL 2011 / FY 2012			Predicted SqF FALL 2011 / FALL 2021			
		Owned	Leased	Total	Current Need	Surplus/(Deficit)	Projected 10 Year Need	Surplus/(Deficit)
100-199	Classroom Facilities	64,502.00	0.00	64,502.00	43,005.45	21,496.55	50,223.10	14,278.90
200-249	Class Lab Facilities	124,506.00	2,059.00	126,565.00	79,122.59	47,442.41	92,401.80	34,163.20
250-299	Research Lab Facilities	0.00	0.00	0.00	0.00	0.00	0.00	0.00
400-455,530,535	Study Facilities	28,693.00	0.00	28,693.00	65,936.45	(37,243.45)	74,372.66	(45,679.66)
		217,701.00	2,059.00	219,760.00	188,064.49	31,695.51^[2]	216,997.56	2,762.44
300-349	Office Facilities	82,276.00	1,100.00	83,376.00				
350,355,680,685	Conference Room Facilities	14,175.00	146.00	14,321.00				
520,525	Athletics/Physical Education	6,195.00	0.00	6,195.00				
600-679,686-699	General Use Facilities	36,174.00	3,192.00	39,366.00				
700-799	Support Facilities	27,588.00	8,266.00	35,854.00				
800-899	Health Care Facilities	231.00	0.00	231.00				
900-999	Residential Facilities	0.00	0.00	0.00				
All Other	All Other	24,443.00	0.00	24,443.00				
		191,082.00	12,704.00	203,786.00				
Total Square Footage		408,783.00	14,763.00	423,546.00				

[1] Assignable Spaces - Represented by areas used for people or programs, excluding structural space (between walls), hallways, mechanical areas, restrooms, inactive facilities, and spaces undergoing conversion to another purpose or significant remodeling.

[2] Exception Report Trigger - Net surplus for these space use codes exceeds 10% of calculated need. Institution to provide clarification about underlying surplus, and the extent to which the surplus may be converted to another configuration or purpose.

Response - The reported excess capacity for TMCC is due to 1) impact of recent budget reductions with 12% fewer sections and enrollment; 2) professional technical programs critical to Nevada's job creation goals which require much larger than normal class lab spaces; 3) expanded community support through non-credit programs, ABE/ESL, and personal enrichment classes offered with local partners like the School District.

**Nevada System of Higher Education
Board of Regents
Investment and Facilities Committee
Utilization Report, Institution Level**

**Fall 2011 / FY 2012
Truckee Meadows Community College**

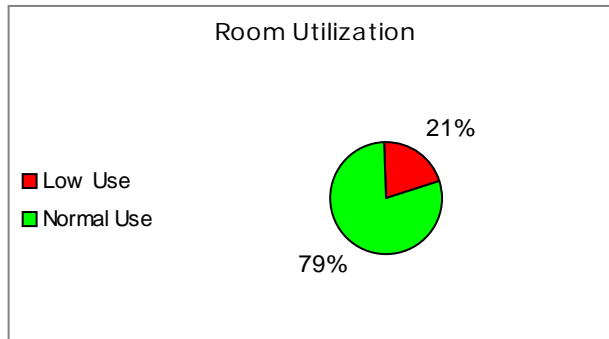
ITEM	DESCRIPTION	CLASSROOMS	CLASS LABS
RMCT	Number of rooms	78	79
AREA	Number of square feet of space contained in the rooms	63,206	102,629
STNS	Number of student stations	2,618	1,784
AVST	Average number of stations in the rooms (Calc: STNS/RMCT)	34	23
CLASS	Number of classes scheduled in the rooms	708	388
ENRL	Number of students enrolled in the classes scheduled in the rooms	17,667	8,027
AVCL	Average number of students enrolled in the classes scheduled in the rooms (Calc: ENRL/CLASS)	25	21
WKRH	Total number of weekly room hours the classes scheduled in the rooms meet	1,976	1,078
AVRH	Average number of hours per week the rooms are in use with the scheduled instructional activity (Calc: WKRH/RMCT)	25	14
OCC%	Percent of student stations filled when rooms are in use for instruction (Calc:(AVCL/AVST)*100)	74	92

Nevada System of Higher Education
 Instructional Space Utilization Report
 LOW ROOM USE^[1] EXCEPTION SUMMARY REPORT

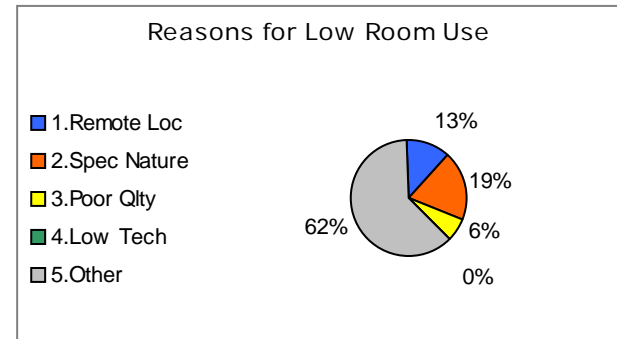
Fall 2011 / FY 2012
Truckee Meadows Community College

REASONS FOR LOW ROOM USE

SPACE USE CODE / CAMPUS	TOTAL NUMBER OF ROOMS	NUMBER OF LOW USE ROOMS	PERCENT OF TOTAL ROOMS		REMOTE LOCATION	SPECIAL NATURE OF ROOM	POOR ROOM QUALITY	LOW/NO TECHNOLOGY	OTHER
110 - CLASSROOMS									
DNDI - Dandini Campus	49	0	n/a		0	0	0	0	0
EDSN - IGT Technology Center	6	5	83%		0	1	1	0	3
HTCR - Redfield Campus	8	3	38%		2	0	0	0	1
MDWS - Meadowood Center South	15	8	53%		0	2	0	0	6
TOTAL:	78	16	21%		2	3	1	0	10



CLASSROOMS



[1] 110-Class Rooms low room use = utilization less than 12 hours / week. 210-Class Labs low room use = utilization less than 6 hours / week.

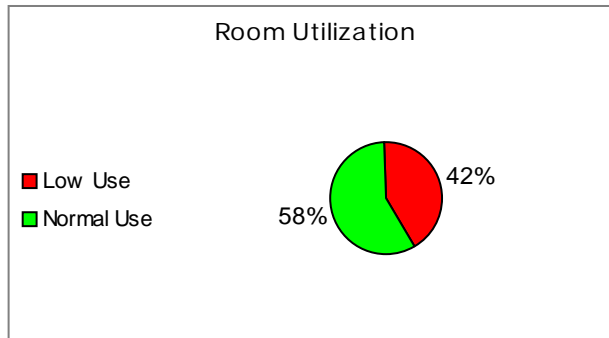
Nevada System of Higher Education
 Instructional Space Utilization Report
 LOW ROOM USE^[1] EXCEPTION SUMMARY REPORT

Fall 2011 / FY 2012

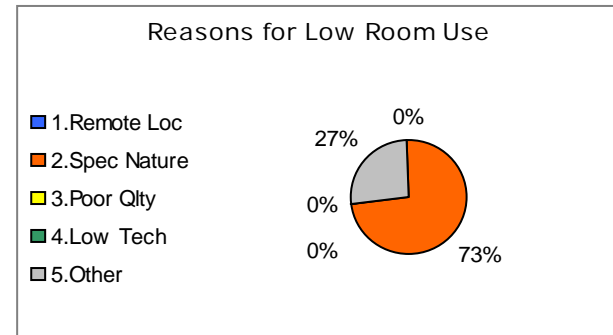
Truckee Meadows Community College

REASONS FOR LOW ROOM USE

SPACE USE CODE / CAMPUS	TOTAL NUMBER OF ROOMS	NUMBER OF LOW USE ROOMS	PERCENT OF TOTAL ROOMS		REMOTE LOCATION	SPECIAL NATURE OF ROOM	POOR ROOM QUALITY	LOW/NO TECHNOLOGY	OTHER
210 - CLASSLABS									
DNDI - Dandini Campus	43	12	28%		0	6	0	0	6
EDSN - IGT Technology Center	17	10	59%		0	7	0	0	3
HTCR - Redfield Campus	4	1	25%		0	1	0	0	0
MDWS - Meadowood Center South	13	9	69%		0	9	0	0	0
RPAC - Redfield Performing Arts Center	2	1	50%		0	1	0	0	0
TOTAL:	79	33	42%		0	24	0	0	9



CLASSLABS



[1] 110-Class Rooms low room use = utilization less than 12 hours / week. 210-Class Labs low room use = utilization less than 6 hours / week.

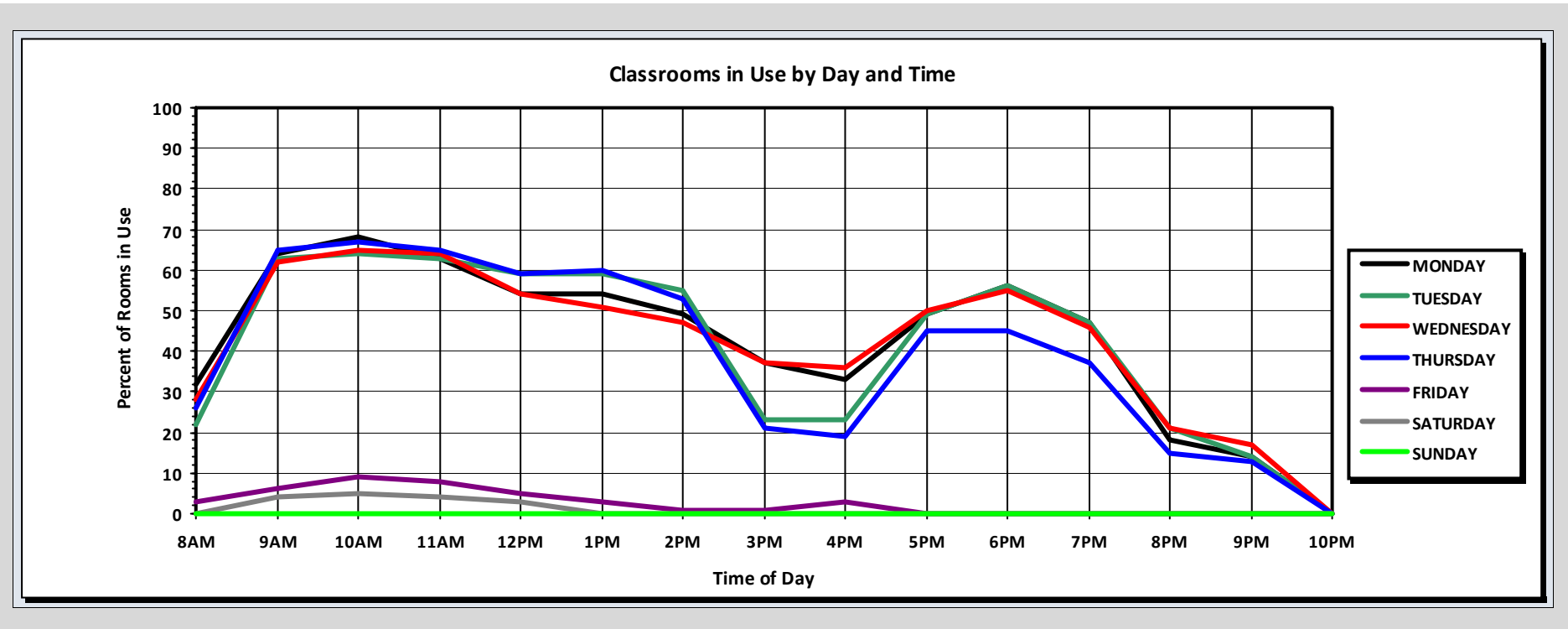
Nevada System of Higher Education
 Instructional Utilization Report
 PERCENT OF CLASSROOMS IN USE BY DAY AND TIME

Fall 2011 / FY 2012
Truckee Meadows Community College

Total Number of Classrooms: 78

For all sections occurring 10/17/2011 - 10/23/2011

DAY	8:00am	9:00am	10:00am	11:00am	12:00pm	1:00pm	2:00pm	3:00pm	4:00pm	5:00pm	6:00pm	7:00pm	8:00pm	9:00pm	10:00pm
MONDAY	32%	64%	68%	63%	54%	54%	49%	37%	33%	49%	56%	47%	18%	14%	0%
TUESDAY	22%	63%	64%	63%	59%	59%	55%	23%	23%	49%	56%	47%	21%	14%	0%
WEDNESDAY	28%	62%	65%	64%	54%	51%	47%	37%	36%	50%	55%	46%	21%	17%	0%
THURSDAY	26%	65%	67%	65%	59%	60%	53%	21%	19%	45%	45%	37%	15%	13%	0%
FRIDAY	3%	6%	9%	8%	5%	3%	1%	1%	3%	0%	0%	0%	0%	0%	0%
SATURDAY	0%	4%	5%	4%	3%	0%	0%	0%	0%	0%	0%	0%	0%	0%	0%
SUNDAY	0%	0%	0%	0%	0%	0%	0%	0%	0%	0%	0%	0%	0%	0%	0%



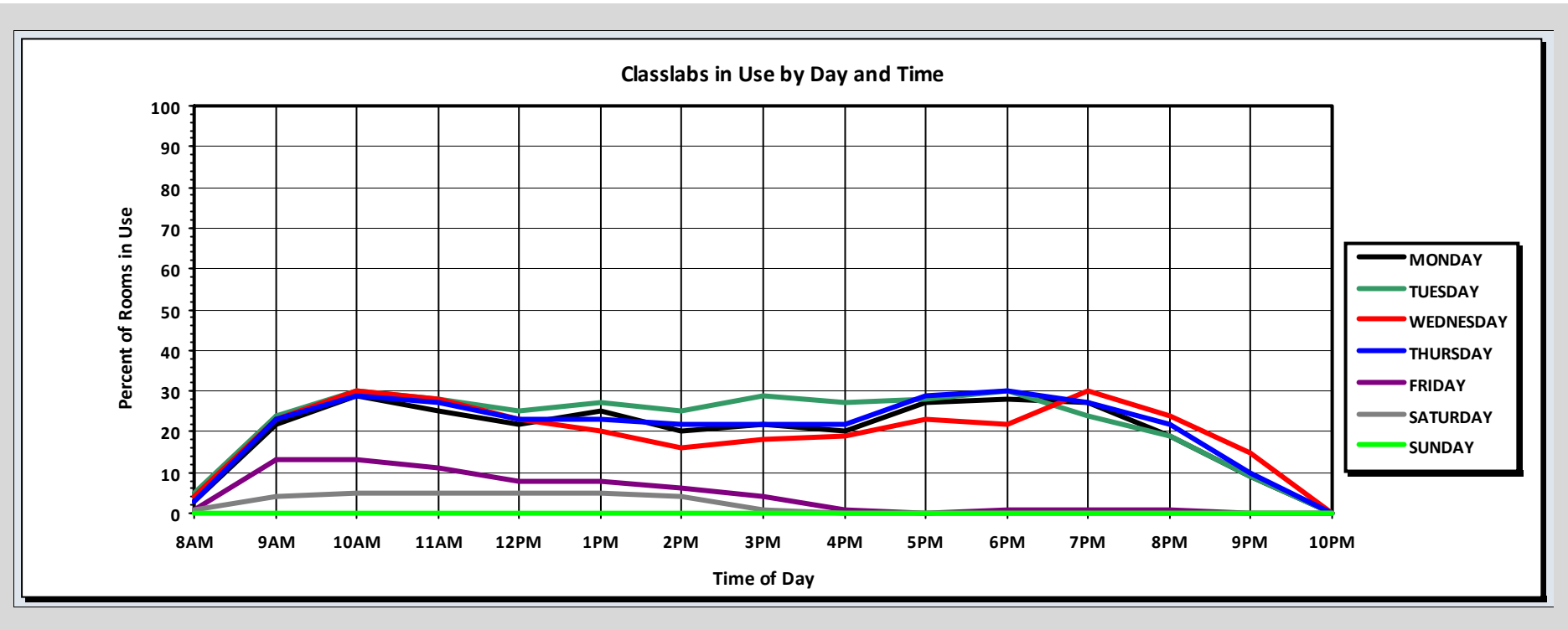
Nevada System of Higher Education
 Instructional Utilization Report
 PERCENT OF CLASSLABS IN USE BY DAY AND TIME

Fall 2011 / FY 2012
Truckee Meadows Community College

Total Number of Classlabs: 79

For all sections occurring 10/17/2011 - 10/23/2011

DAY	8:00am	9:00am	10:00am	11:00am	12:00pm	1:00pm	2:00pm	3:00pm	4:00pm	5:00pm	6:00pm	7:00pm	8:00pm	9:00pm	10:00pm
MONDAY	3%	22%	29%	25%	22%	25%	20%	22%	20%	27%	28%	27%	19%	9%	0%
TUESDAY	5%	24%	30%	28%	25%	27%	25%	29%	27%	28%	30%	24%	19%	9%	0%
WEDNESDAY	4%	23%	30%	28%	23%	20%	16%	18%	19%	23%	22%	30%	24%	15%	0%
THURSDAY	3%	23%	29%	27%	23%	23%	22%	22%	22%	29%	30%	27%	22%	10%	0%
FRIDAY	1%	13%	13%	11%	8%	8%	6%	4%	1%	0%	1%	1%	1%	0%	0%
SATURDAY	1%	4%	5%	5%	5%	5%	4%	1%	0%	0%	0%	0%	0%	0%	0%
SUNDAY	0%	0%	0%	0%	0%	0%	0%	0%	0%	0%	0%	0%	0%	0%	0%



**Nevada System of Higher Education
Instructional Utilization Report
PERCENT OF CLASSROOMS IN USE PER CAMPUS BY DAY AND TIME
Fall 2011 / FY 2012**

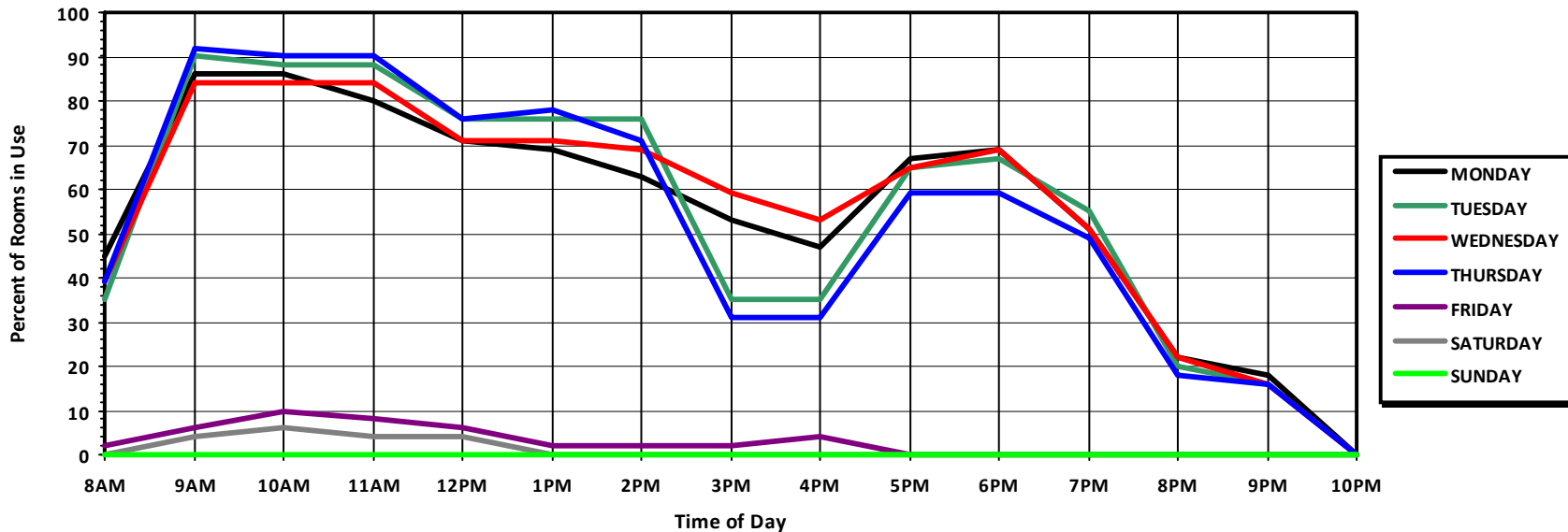
Truckee Meadows Community College - Dandini Campus

Total Number of Classrooms: 49

For all sections occurring 10/17/2011 - 10/23/2011

DAY	8:00am	9:00am	10:00am	11:00am	12:00pm	1:00pm	2:00pm	3:00pm	4:00pm	5:00pm	6:00pm	7:00pm	8:00pm	9:00pm	10:00pm
MONDAY	45%	86%	86%	80%	71%	69%	63%	53%	47%	67%	69%	51%	22%	18%	0%
TUESDAY	35%	90%	88%	88%	76%	76%	76%	35%	35%	65%	67%	55%	20%	16%	0%
WEDNESDAY	39%	84%	84%	84%	71%	71%	69%	59%	53%	65%	69%	51%	22%	16%	0%
THURSDAY	39%	92%	90%	90%	76%	78%	71%	31%	31%	59%	59%	49%	18%	16%	0%
FRIDAY	2%	6%	10%	8%	6%	2%	2%	2%	4%	0%	0%	0%	0%	0%	0%
SATURDAY	0%	4%	6%	4%	4%	0%	0%	0%	0%	0%	0%	0%	0%	0%	0%
SUNDAY	0%	0%	0%	0%	0%	0%	0%	0%	0%	0%	0%	0%	0%	0%	0%

Classrooms in Use by Day and Time



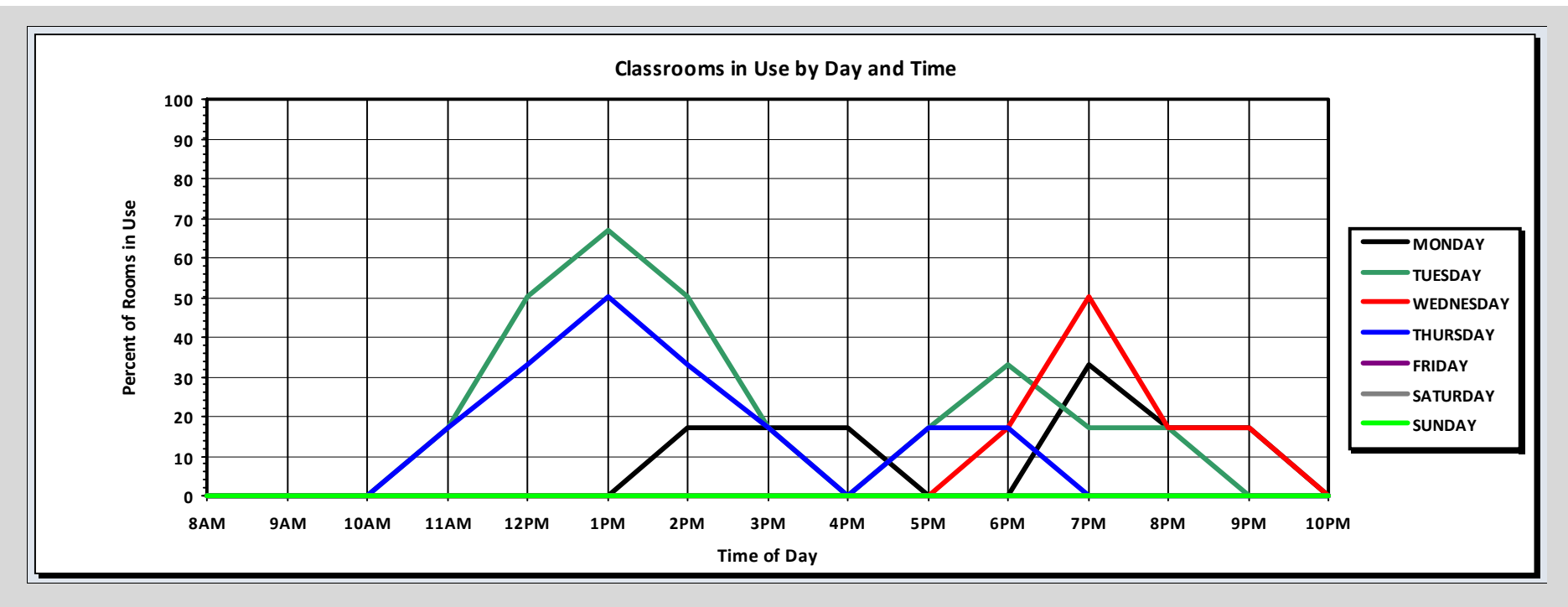
Nevada System of Higher Education
 Instructional Utilization Report
 PERCENT OF CLASSROOMS IN USE PER CAMPUS BY DAY AND TIME
 Fall 2011 / FY 2012

Truckee Meadows Community College - IGT Technology Center

Total Number of Classrooms: 6

For all sections occurring 10/17/2011 - 10/23/2011

DAY	8:00am	9:00am	10:00am	11:00am	12:00pm	1:00pm	2:00pm	3:00pm	4:00pm	5:00pm	6:00pm	7:00pm	8:00pm	9:00pm	10:00pm
MONDAY	0%	0%	0%	0%	0%	0%	17%	17%	17%	0%	0%	33%	17%	17%	0%
TUESDAY	0%	0%	0%	17%	50%	67%	50%	17%	0%	17%	33%	17%	17%	0%	0%
WEDNESDAY	0%	0%	0%	0%	0%	0%	0%	0%	0%	0%	17%	50%	17%	17%	0%
THURSDAY	0%	0%	0%	17%	33%	50%	33%	17%	0%	17%	17%	0%	0%	0%	0%
FRIDAY	0%	0%	0%	0%	0%	0%	0%	0%	0%	0%	0%	0%	0%	0%	0%
SATURDAY	0%	0%	0%	0%	0%	0%	0%	0%	0%	0%	0%	0%	0%	0%	0%
SUNDAY	0%	0%	0%	0%	0%	0%	0%	0%	0%	0%	0%	0%	0%	0%	0%



**Nevada System of Higher Education
Instructional Utilization Report
PERCENT OF CLASSROOMS IN USE PER CAMPUS BY DAY AND TIME
Fall 2011 / FY 2012**

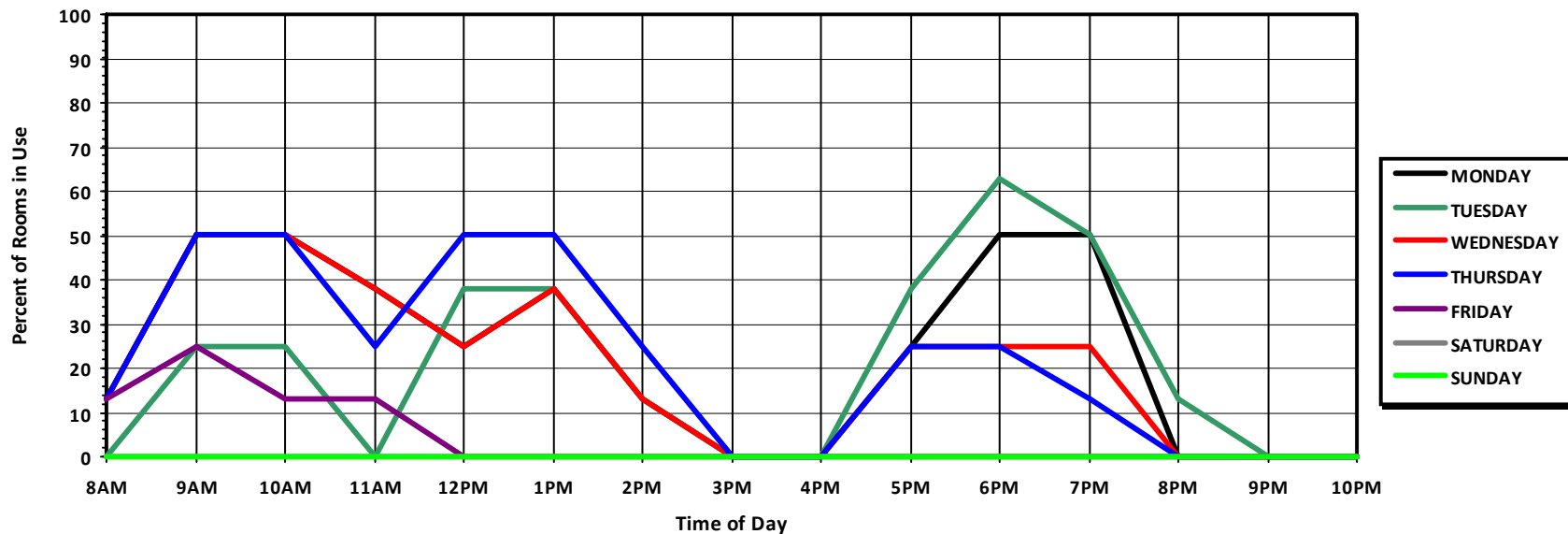
Truckee Meadows Community College - Redfield Campus

Total Number of Classrooms: 8

For all sections occurring 10/17/2011 - 10/23/2011

DAY	8:00am	9:00am	10:00am	11:00am	12:00pm	1:00pm	2:00pm	3:00pm	4:00pm	5:00pm	6:00pm	7:00pm	8:00pm	9:00pm	10:00pm
MONDAY	13%	50%	50%	38%	25%	38%	13%	0%	0%	25%	50%	50%	0%	0%	0%
TUESDAY	0%	25%	25%	0%	38%	38%	13%	0%	0%	38%	63%	50%	13%	0%	0%
WEDNESDAY	13%	50%	50%	38%	25%	38%	13%	0%	0%	25%	25%	25%	0%	0%	0%
THURSDAY	13%	50%	50%	25%	50%	50%	25%	0%	0%	25%	25%	13%	0%	0%	0%
FRIDAY	13%	25%	13%	13%	0%	0%	0%	0%	0%	0%	0%	0%	0%	0%	0%
SATURDAY	0%	0%	0%	0%	0%	0%	0%	0%	0%	0%	0%	0%	0%	0%	0%
SUNDAY	0%	0%	0%	0%	0%	0%	0%	0%	0%	0%	0%	0%	0%	0%	0%

Classrooms in Use by Day and Time



**Nevada System of Higher Education
Instructional Utilization Report
PERCENT OF CLASSROOMS IN USE PER CAMPUS BY DAY AND TIME
Fall 2011 / FY 2012**

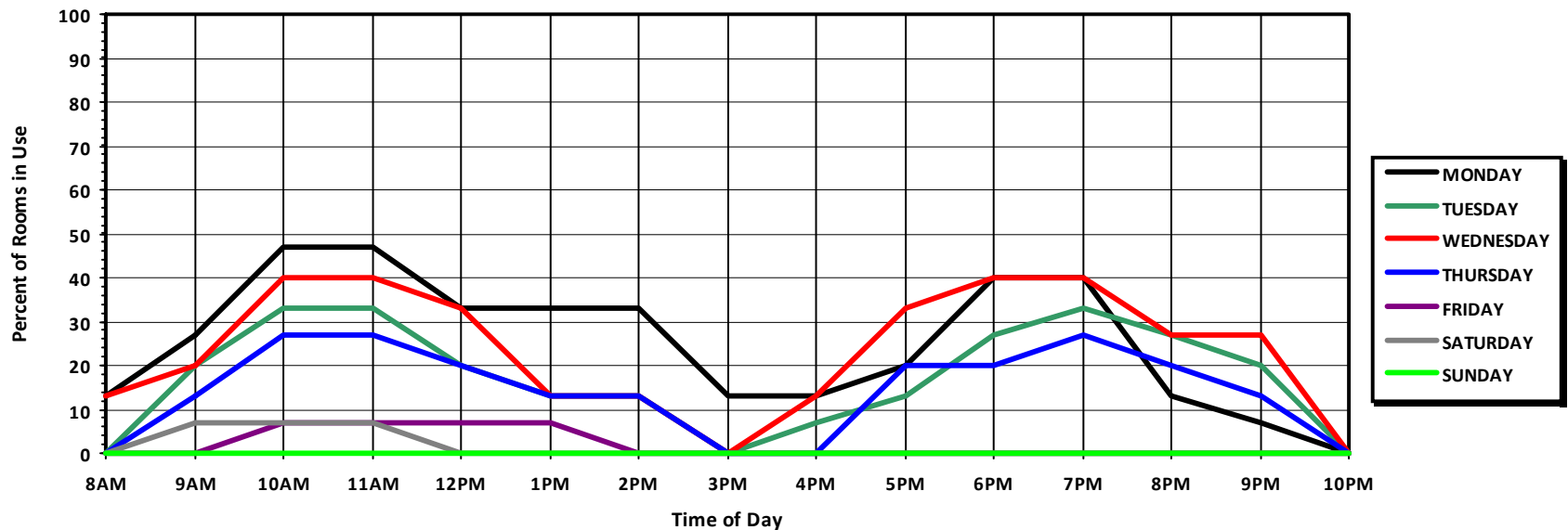
Truckee Meadows Community College - Meadowood Center South

Total Number of Classrooms: 15

For all sections occurring 10/17/2011 - 10/23/2011

DAY	8:00am	9:00am	10:00am	11:00am	12:00pm	1:00pm	2:00pm	3:00pm	4:00pm	5:00pm	6:00pm	7:00pm	8:00pm	9:00pm	10:00pm
MONDAY	13%	27%	47%	47%	33%	33%	33%	13%	13%	20%	40%	40%	13%	7%	0%
TUESDAY	0%	20%	33%	33%	20%	13%	13%	0%	7%	13%	27%	33%	27%	20%	0%
WEDNESDAY	13%	20%	40%	40%	33%	13%	13%	0%	13%	33%	40%	40%	27%	27%	0%
THURSDAY	0%	13%	27%	27%	20%	13%	13%	0%	0%	20%	20%	27%	20%	13%	0%
FRIDAY	0%	0%	7%	7%	7%	7%	0%	0%	0%	0%	0%	0%	0%	0%	0%
SATURDAY	0%	7%	7%	7%	0%	0%	0%	0%	0%	0%	0%	0%	0%	0%	0%
SUNDAY	0%	0%	0%	0%	0%	0%	0%	0%	0%	0%	0%	0%	0%	0%	0%

Classrooms in Use by Day and Time



**Nevada System of Higher Education
Instructional Utilization Report
PERCENT OF CLASSLABS IN USE PER CAMPUS BY DAY AND TIME
Fall 2011 / FY 2012**

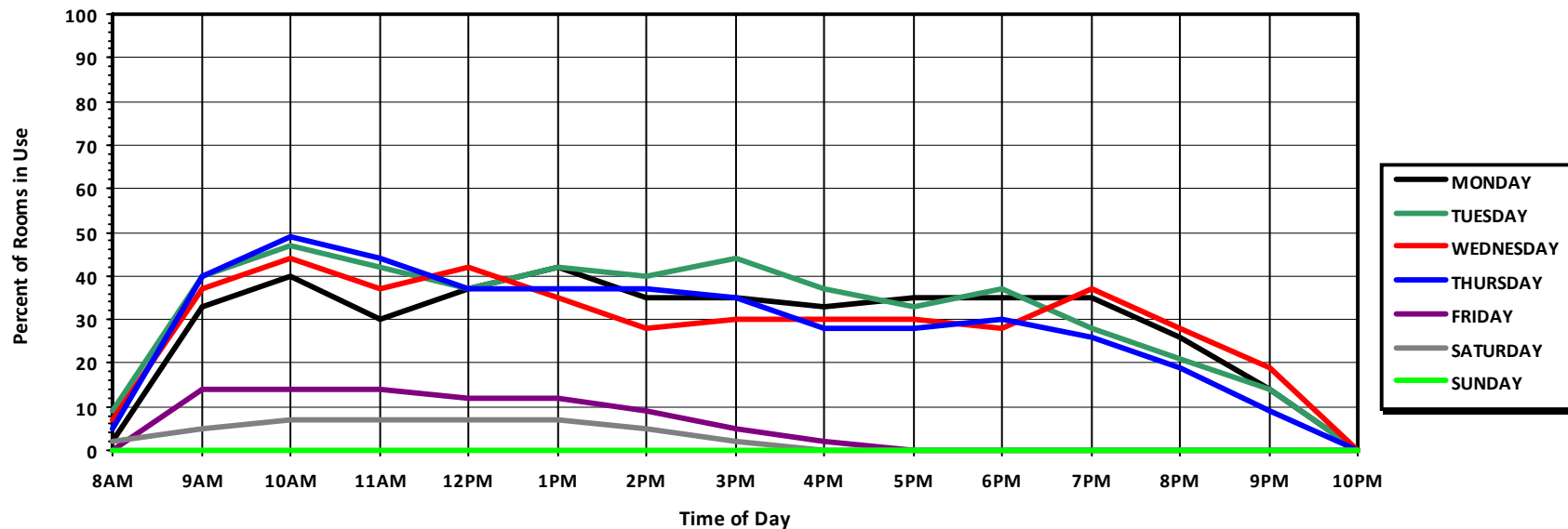
Truckee Meadows Community College - Dandini Campus

Total Number of Classlabs: 43

For all sections occurring 10/17/2011 - 10/23/2011

DAY	8:00am	9:00am	10:00am	11:00am	12:00pm	1:00pm	2:00pm	3:00pm	4:00pm	5:00pm	6:00pm	7:00pm	8:00pm	9:00pm	10:00pm
MONDAY	2%	33%	40%	30%	37%	42%	35%	35%	33%	35%	35%	35%	26%	14%	0%
TUESDAY	9%	40%	47%	42%	37%	42%	40%	44%	37%	33%	37%	28%	21%	14%	0%
WEDNESDAY	7%	37%	44%	37%	42%	35%	28%	30%	30%	30%	28%	37%	28%	19%	0%
THURSDAY	5%	40%	49%	44%	37%	37%	37%	35%	28%	28%	30%	26%	19%	9%	0%
FRIDAY	0%	14%	14%	14%	12%	12%	9%	5%	2%	0%	0%	0%	0%	0%	0%
SATURDAY	2%	5%	7%	7%	7%	7%	5%	2%	0%	0%	0%	0%	0%	0%	0%
SUNDAY	0%	0%	0%	0%	0%	0%	0%	0%	0%	0%	0%	0%	0%	0%	0%

Classlabs in Use by Day and Time



Nevada System of Higher Education
 Instructional Utilization Report
 PERCENT OF CLASSLABS IN USE PER CAMPUS BY DAY AND TIME
 Fall 2011 / FY 2012

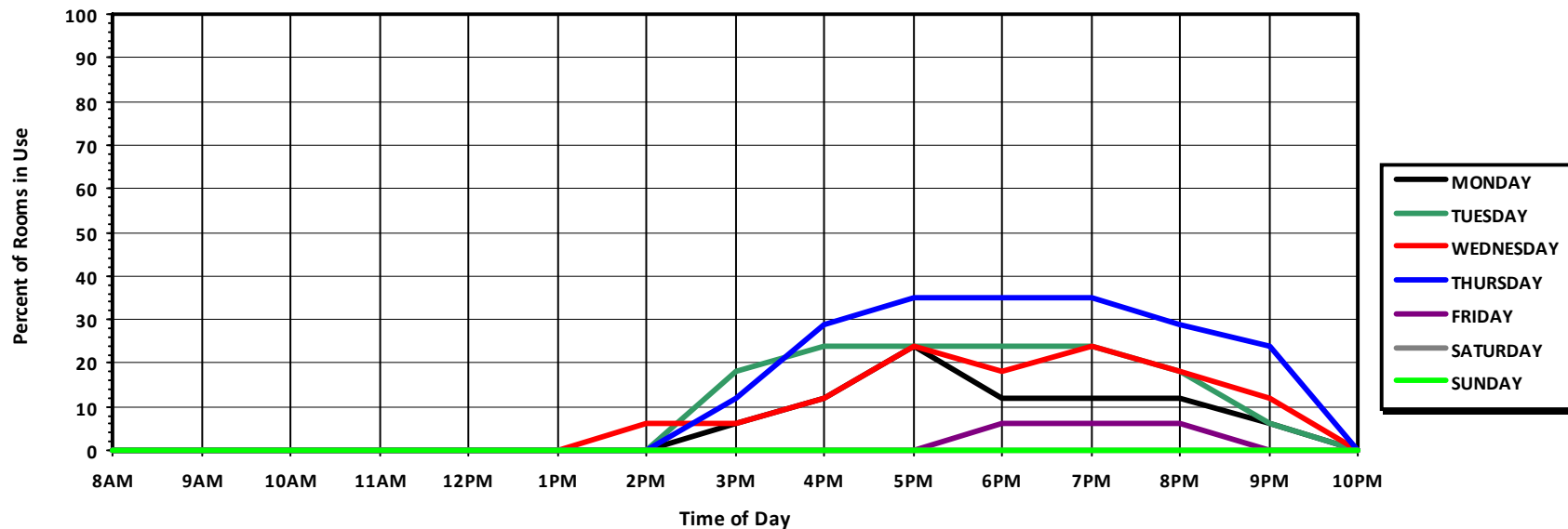
Truckee Meadows Community College - IGT Technology Center

Total Number of Classlabs: 17

For all sections occurring 10/17/2011 - 10/23/2011

DAY	8:00am	9:00am	10:00am	11:00am	12:00pm	1:00pm	2:00pm	3:00pm	4:00pm	5:00pm	6:00pm	7:00pm	8:00pm	9:00pm	10:00pm
MONDAY	0%	0%	0%	0%	0%	0%	0%	6%	12%	24%	12%	12%	12%	6%	0%
TUESDAY	0%	0%	0%	0%	0%	0%	0%	18%	24%	24%	24%	24%	18%	6%	0%
WEDNESDAY	0%	0%	0%	0%	0%	0%	6%	6%	12%	24%	18%	24%	18%	12%	0%
THURSDAY	0%	0%	0%	0%	0%	0%	0%	12%	29%	35%	35%	35%	29%	24%	0%
FRIDAY	0%	0%	0%	0%	0%	0%	0%	0%	0%	0%	6%	6%	6%	0%	0%
SATURDAY	0%	0%	0%	0%	0%	0%	0%	0%	0%	0%	0%	0%	0%	0%	0%
SUNDAY	0%	0%	0%	0%	0%	0%	0%	0%	0%	0%	0%	0%	0%	0%	0%

Classlabs in Use by Day and Time



**Nevada System of Higher Education
Instructional Utilization Report
PERCENT OF CLASSLABS IN USE PER CAMPUS BY DAY AND TIME
Fall 2011 / FY 2012**

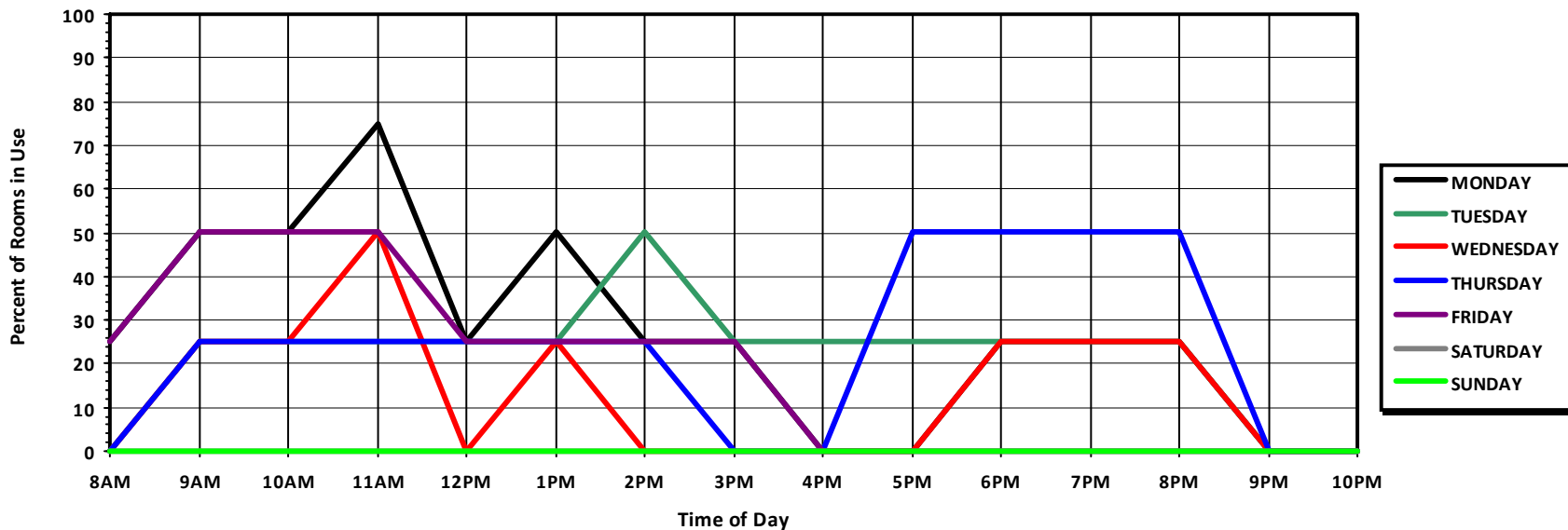
Truckee Meadows Community College - Redfield Campus

Total Number of Classlabs: 4

For all sections occurring 10/17/2011 - 10/23/2011

DAY	8:00am	9:00am	10:00am	11:00am	12:00pm	1:00pm	2:00pm	3:00pm	4:00pm	5:00pm	6:00pm	7:00pm	8:00pm	9:00pm	10:00pm
MONDAY	25%	50%	50%	75%	25%	50%	25%	25%	0%	0%	25%	25%	25%	0%	0%
TUESDAY	0%	25%	25%	25%	25%	25%	50%	25%	25%	25%	25%	25%	25%	0%	0%
WEDNESDAY	0%	25%	25%	50%	0%	25%	0%	0%	0%	0%	25%	25%	25%	0%	0%
THURSDAY	0%	25%	25%	25%	25%	25%	25%	0%	0%	50%	50%	50%	50%	0%	0%
FRIDAY	25%	50%	50%	50%	25%	25%	25%	25%	0%	0%	0%	0%	0%	0%	0%
SATURDAY	0%	0%	0%	0%	0%	0%	0%	0%	0%	0%	0%	0%	0%	0%	0%
SUNDAY	0%	0%	0%	0%	0%	0%	0%	0%	0%	0%	0%	0%	0%	0%	0%

Classlabs in Use by Day and Time



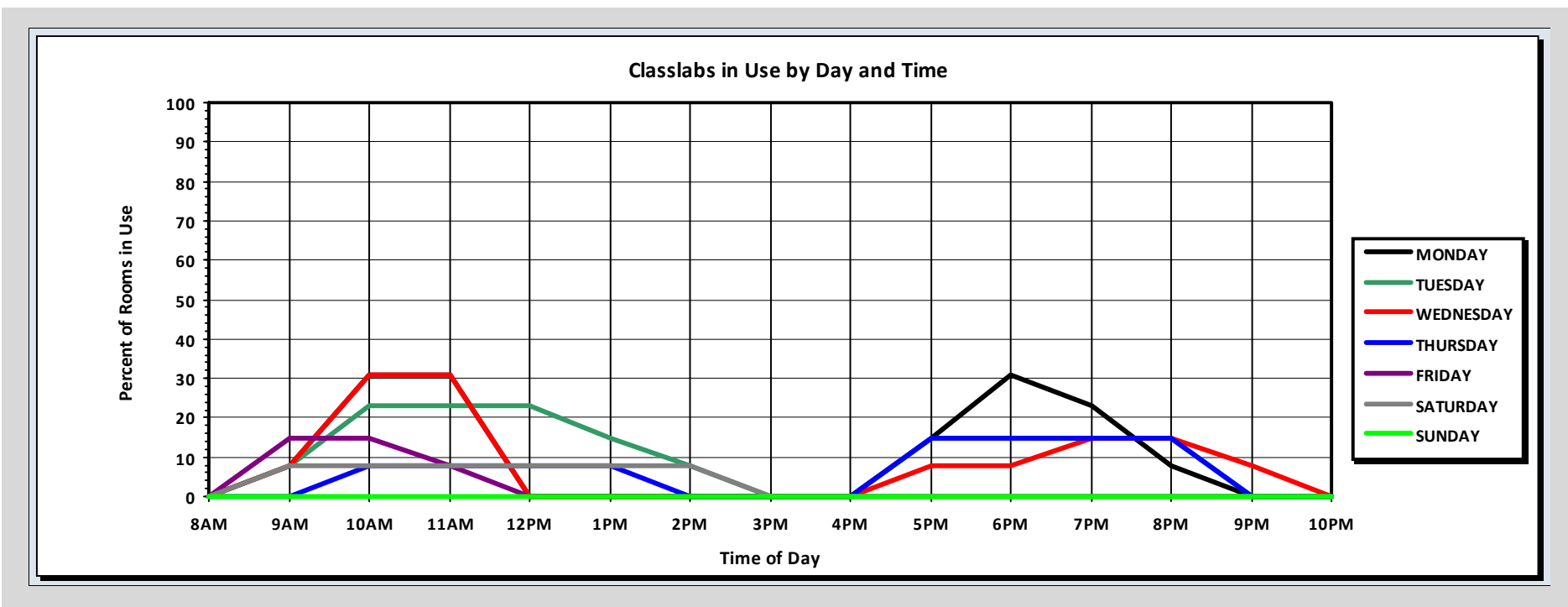
**Nevada System of Higher Education
Instructional Utilization Report
PERCENT OF CLASSLABS IN USE PER CAMPUS BY DAY AND TIME
Fall 2011 / FY 2012**

Truckee Meadows Community College - Meadowood Center South

Total Number of Classlabs: 13

For all sections occurring 10/17/2011 - 10/23/2011

DAY	8:00am	9:00am	10:00am	11:00am	12:00pm	1:00pm	2:00pm	3:00pm	4:00pm	5:00pm	6:00pm	7:00pm	8:00pm	9:00pm	10:00pm
MONDAY	0%	8%	31%	31%	0%	0%	0%	0%	0%	15%	31%	23%	8%	0%	0%
TUESDAY	0%	8%	23%	23%	23%	15%	8%	0%	0%	15%	15%	15%	15%	0%	0%
WEDNESDAY	0%	8%	31%	31%	0%	0%	0%	0%	0%	8%	8%	15%	15%	8%	0%
THURSDAY	0%	0%	8%	8%	8%	8%	0%	0%	0%	15%	15%	15%	15%	0%	0%
FRIDAY	0%	15%	15%	8%	0%	0%	0%	0%	0%	0%	0%	0%	0%	0%	0%
SATURDAY	0%	8%	8%	8%	8%	8%	8%	0%	0%	0%	0%	0%	0%	0%	0%
SUNDAY	0%	0%	0%	0%	0%	0%	0%	0%	0%	0%	0%	0%	0%	0%	0%



Nevada System of Higher Education
 Instructional Utilization Report
 PERCENT OF CLASSLABS IN USE PER CAMPUS BY DAY AND TIME
 Fall 2011 / FY 2012

Truckee Meadows Community College - Redfield Performing Arts Center

Total Number of Classlabs: 2

For all sections occurring 10/17/2011 - 10/23/2011

DAY	8:00am	9:00am	10:00am	11:00am	12:00pm	1:00pm	2:00pm	3:00pm	4:00pm	5:00pm	6:00pm	7:00pm	8:00pm	9:00pm	10:00pm
MONDAY	0%	0%	0%	0%	0%	0%	0%	0%	0%	0%	0%	0%	0%	0%	0%
TUESDAY	0%	0%	0%	0%	0%	0%	0%	0%	0%	50%	50%	0%	0%	0%	0%
WEDNESDAY	0%	0%	0%	0%	0%	0%	0%	0%	0%	0%	0%	50%	50%	50%	0%
THURSDAY	0%	0%	0%	0%	0%	0%	0%	0%	0%	50%	50%	0%	0%	0%	0%
FRIDAY	0%	0%	0%	0%	0%	0%	0%	0%	0%	0%	0%	0%	0%	0%	0%
SATURDAY	0%	0%	0%	0%	0%	0%	0%	0%	0%	0%	0%	0%	0%	0%	0%
SUNDAY	0%	0%	0%	0%	0%	0%	0%	0%	0%	0%	0%	0%	0%	0%	0%

